

# **Supplementary Committee Agenda**



## **Governance Select Committee Tuesday, 2nd February, 2016**

**Place:** Committee Room 1, Civic Offices, High Street, Epping
















**Time:** 7.15 pm

**Committee Secretary:** M Jenkins [mjenkins@eppingforestdc.gov.uk](mailto:mjenkins@eppingforestdc.gov.uk) (01992 56 4607)

### **6. KEY PERFORMANCE INDICATORS 2015/16 - QUARTERLY PERFORMANCE MONITORING (QUARTER 3) (Pages 3 - 8)**

(Director of Governance) To consider the attached Key Performance Indicators.

**This page is intentionally left blank**

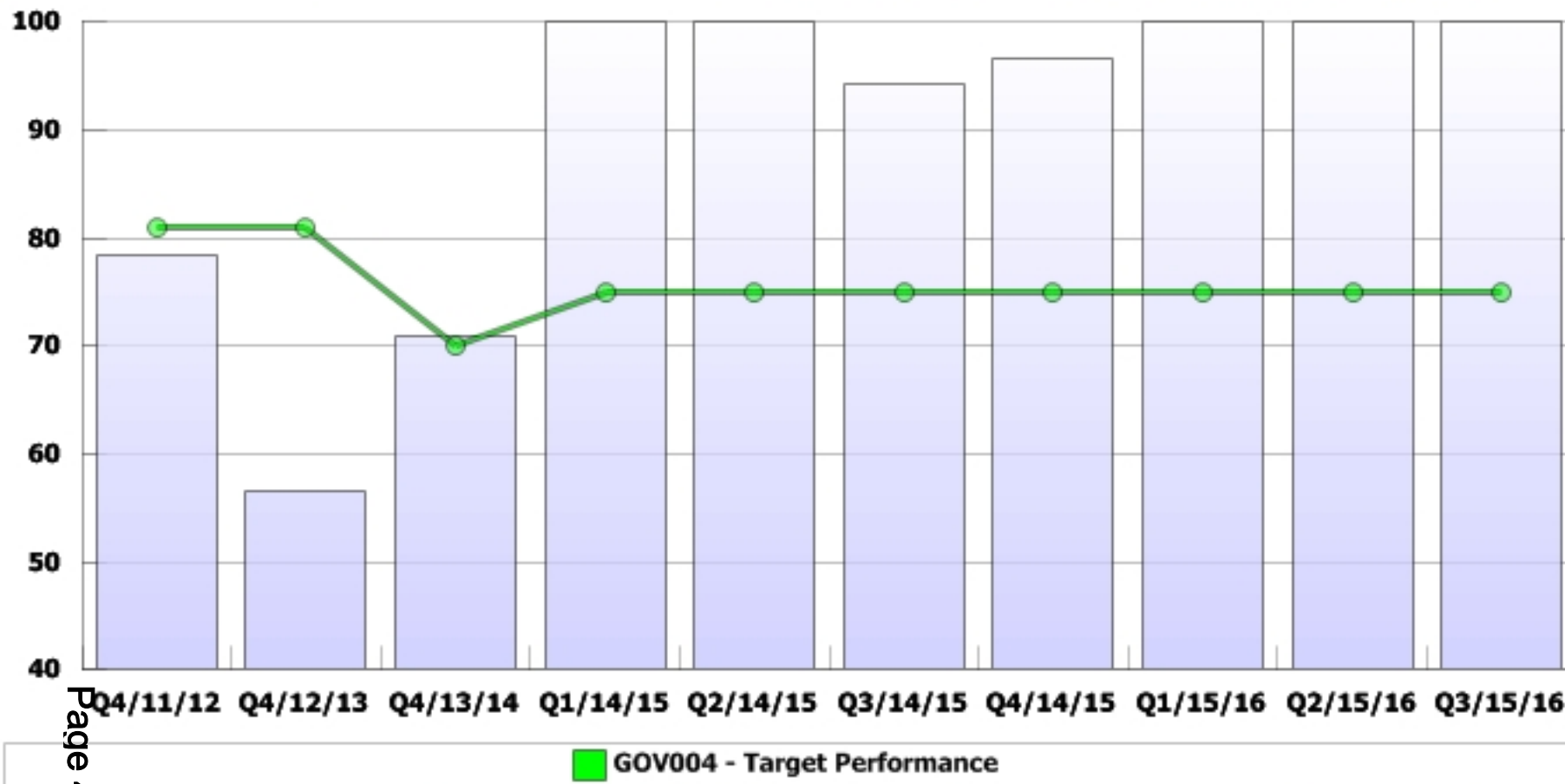
Quarterly Indicators		Quarter 1		Quarter 2		Quarter 3		Quarter 4		Is year-end target likely to be achieved?		
		Tgt	Actual	Tgt	Actual	Tgt	Actual	Tgt	Actual			
<b>Governance</b>												
GOV004	(Major planning) (%)	75.00%	100.00%		75.00%	100....		75.00%	100.00%		75.00%	Yes
GOV005	(Minor planning) (%)	90.00%	84.62%		90.00%	91.1...		90.00%	91.67%		90.00%	Yes
GOV006	(Other planning) (%)	94.00%	93.96%		94.00%	94.7...		94.00%	95.20%		94.00%	Yes
GOV007	(Appeals - officers) (%)	19.0%	0.0%		19.0%	31.8%		19.0%	33.3%		19.0%	No
GOV008	(Appeals - members) (%)	50.0%	50.0%		50.0%	50.0%		50.0%	41.2%		50.0%	Yes

**GOV004 What percentage of major planning applications were processed within 13 weeks or extension of time date?**

**Additional Information:** This indicator ensures that local planning authorities determine major planning applications in a timely manner (within thirteen weeks).

For enquiries regarding this indicator contact the Performance Improvement Unit by email on performance@eppingforestdc.gov.uk or by telephone on 01992 564042.

**Current and previous quarters performance**



Quarter	Target	Actual
Q3/15/16	75.00%	100.00%
Q2/15/16	75.00%	100.00%
Q1/15/16	75.00%	100.00%
Q4/14/15	75.00%	96.60%
Q3/14/15	75.00%	94.40%



Annual 2015/16 - 75.00%  
 Target: 2014/15 - 75.00%  
 Indicator of good performance:  
 A higher percentage is good  
 ↑ is the direction of improvement

Is it likely that the target will be met at the end of the year?  
 Yes



**Comment on current performance (including context):**

(Quarter 3 2015/16: cumulative) Excellent performance - all 30 applications achieved the target.

**Corrective action proposed (if required):**

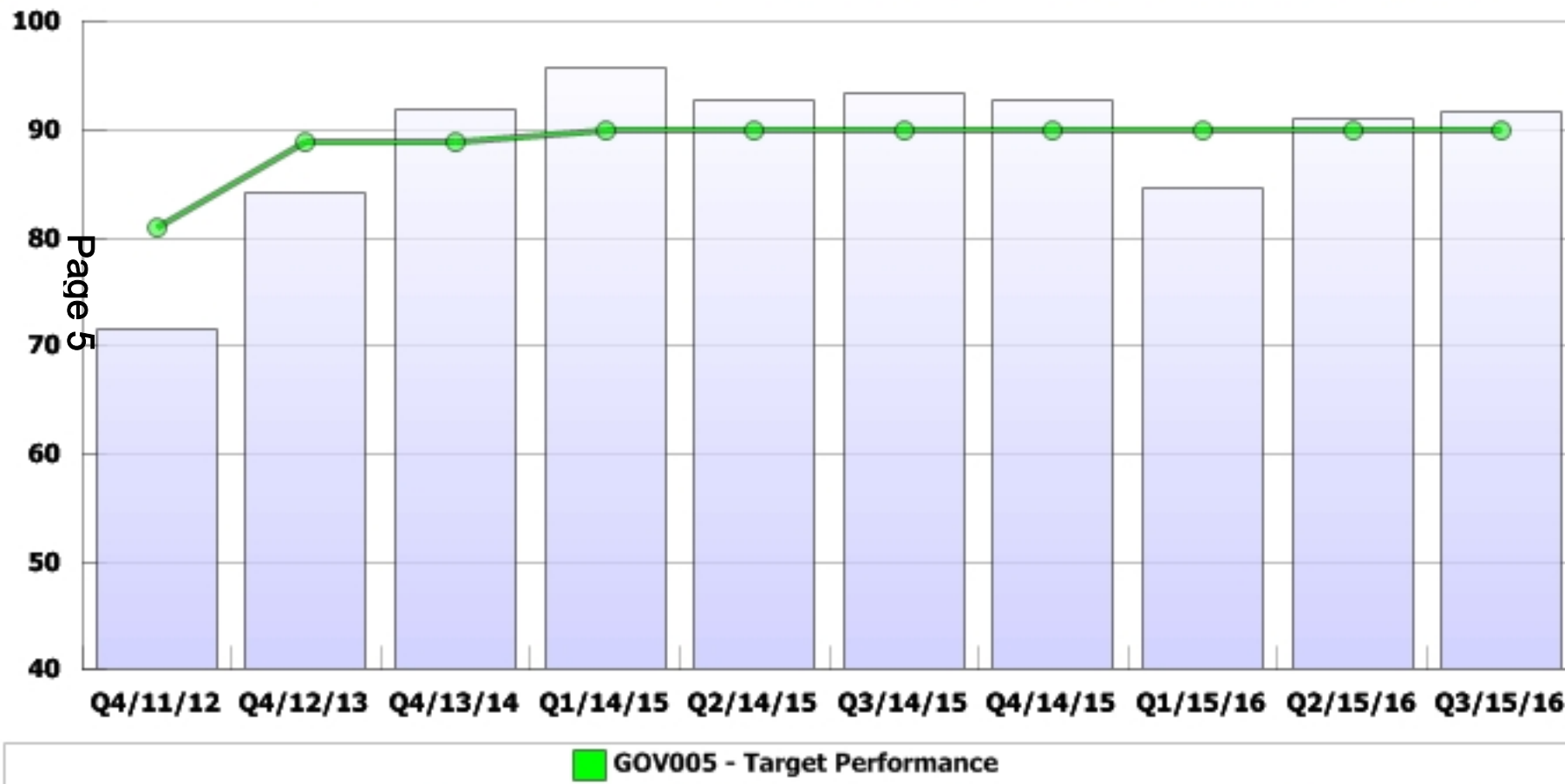


**GOV005 What percentage of minor planning applications were processed within 8 weeks or extension of time date?**

**Additional Information:** This indicator ensures that local planning authorities determine 'minor' planning applications in a timely manner (within eight weeks).

For enquiries regarding this indicator contact the Performance Improvement Unit by email on performance@eppingforestdc.gov.uk or by telephone on 01992 564042.

**Current and previous quarters performance**



Quarter	Target	Actual	Status
Q3/15/16	90.00%	91.67%	✓
Q2/15/16	90.00%	91.13%	✓
Q1/15/16	90.00%	84.62%	✗
Q4/14/15	90.00%	92.90%	✓
Q3/14/15	90.00%	93.46%	✓

Annual 2015/16 - 90.00% (delegated)  
 Target: 2014/15 - 90.00% (delegated)  
 Indicator of good performance:  
 A higher percentage is good  
 ↑ is the direction of improvement

Is it likely that the target will be met at the end of the year?  
 Yes



**Comment on current performance (including context):**

(Q3 2015-16) Q3 showed a slight improvement and in total up to Q3, 275 out of 300 applications were made in time, which is attributable to being fully staffed and the agreed by the applicant use of the Government-backed extension of times.

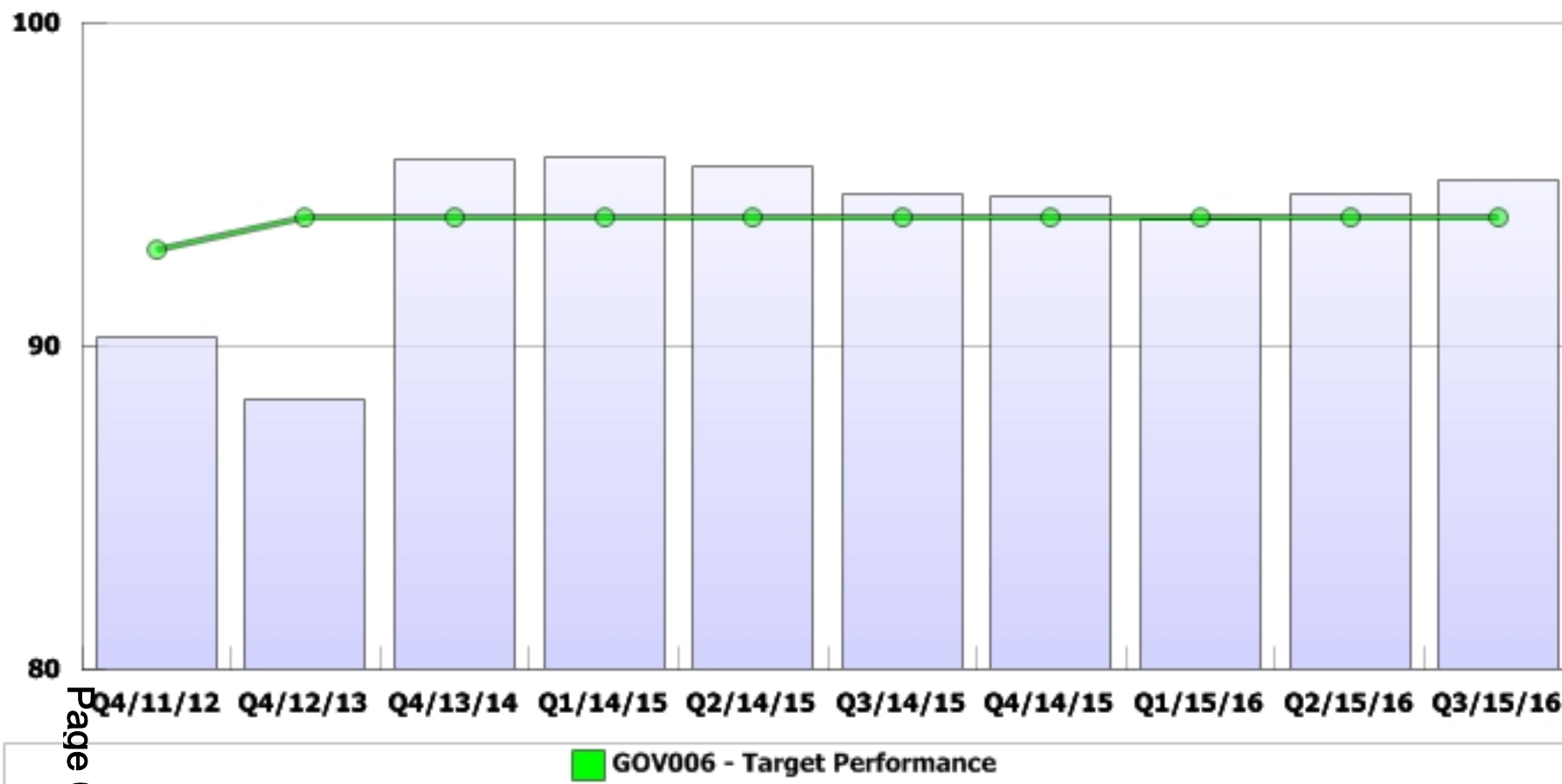
**Corrective action proposed (if required):**

**GOV006 What percentage of other planning applications were processed within 8 weeks or extension of time date?**

**Additional Information:** This indicator ensures that local planning authorities determine 'other' planning applications in a timely manner (within eight weeks).

For enquiries regarding this indicator contact the Performance Improvement Unit by email on performance@eppingforestdc.gov.uk or by telephone on 01992 564042.

**Current and previous quarters performance**



Quarter	Target	Actual	Status
Q3/15/16	94.00%	95.20%	✓
Q2/15/16	94.00%	94.72%	✓
Q1/15/16	94.00%	93.96%	✗
Q4/14/15	94.00%	94.69%	✓
Q3/14/15	94.00%	94.78%	✓

Annual 2015/16 - 94.00% (delegated)  
 Target: 2014/15 - 94.00% (delegated)  
 Indicator of good performance:  
 A higher percentage is good  
 ↑ is the direction of improvement

Is it likely that the target will be met at the end of the year?  
 Yes

**Comment on current performance (including context):**

(Quarter 3 2015-16) GOV006 represents the highest number out of all planning application types decided. Cumulatively, 913 out of 959 applications were decided in time and Q3 showed a slight improvement on the previous quarters which is attributable to being fully staffed and agreed by the applicant use of the Government-backed extension of times.

**Corrective action proposed (if required):**

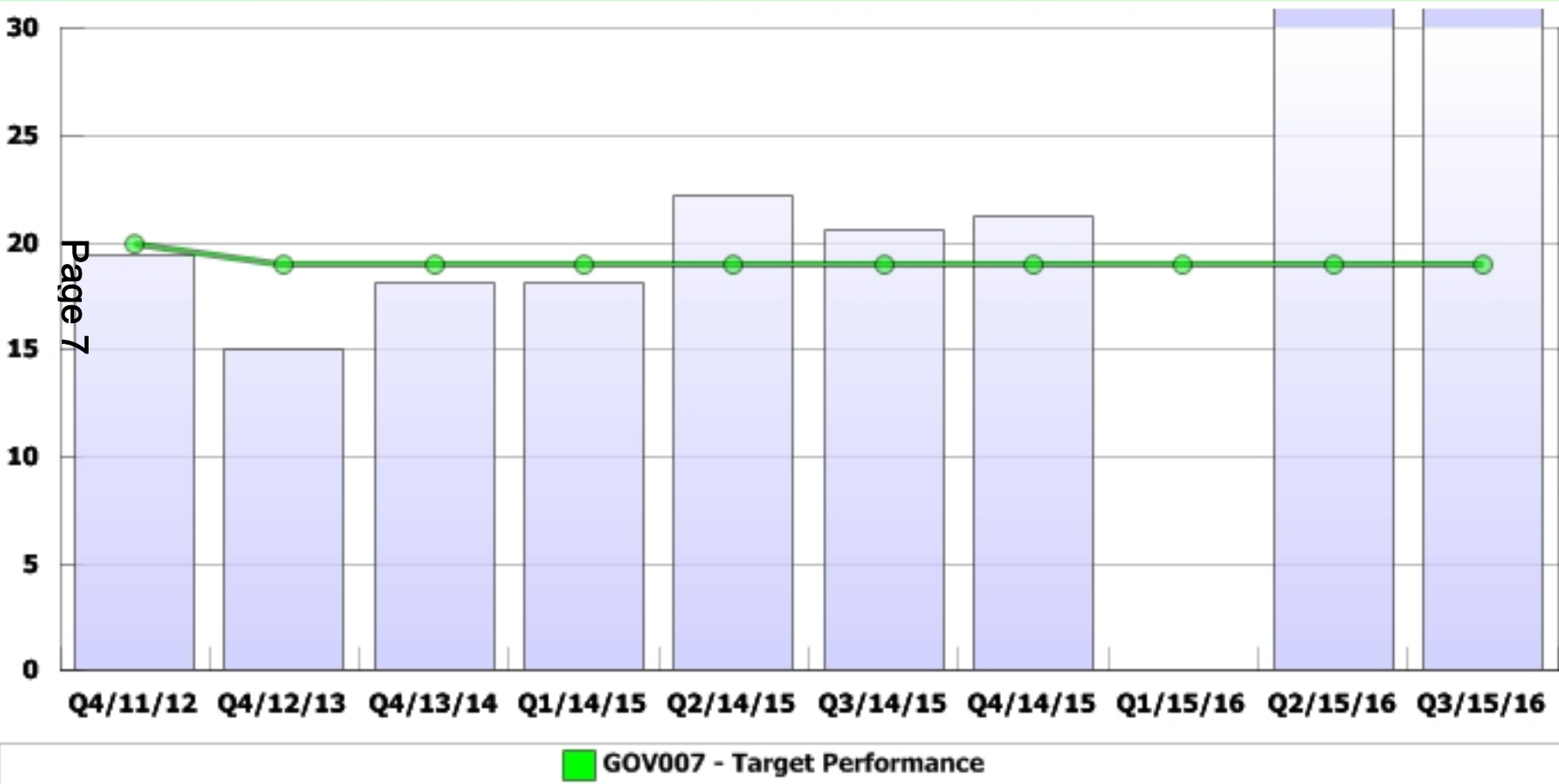


**GOV007 What percentage of planning applications recommended by planning officers for refusal were overturned and granted permission following an appeal?**

**Additional Information:** This indicator is expressed as a percentage of the no. of appeals determined and seeks to assess the levels of applications that may be refused in order to meet development control performance targets. It measures the performance of only Officer Recommendations for refusal of planning permission

For enquiries regarding this indicator contact the Performance Improvement Unit by email on performance@eppingforestdc.gov.uk or by telephone on 01992 564042.

**Current and previous quarters performance**



Quarter	Target	Actual	Status
Q3/15/16	19.0%	33.3%	✗
Q2/15/16	19.0%	31.8%	✗
Q1/15/16	19.0%	0.0%	✓
Q4/14/15	19.0%	21.3%	✗
Q3/14/15	19.0%	20.6%	✗

Annual 2015/16 - 19.0%  
 Target: 2014/15 - 19.0%

Indicator of good performance:  
 A lower percentage is good

↓ is the direction of improvement

Is it likely that the target will be met at the end of the year?

No

**Comment on current performance (including context):**

(Q3 2015-16) Of the 30 appeal decisions resulting from officer recommendations to refuse planning permission up to Q3, 10 were allowed. The 3 allowed in Q3 alone were unusually on technical interpretations - two of which were unsuccessfully challenged, rather than planning merits, which has unfortunately skewed the final figure.

**Corrective action proposed (if required):**

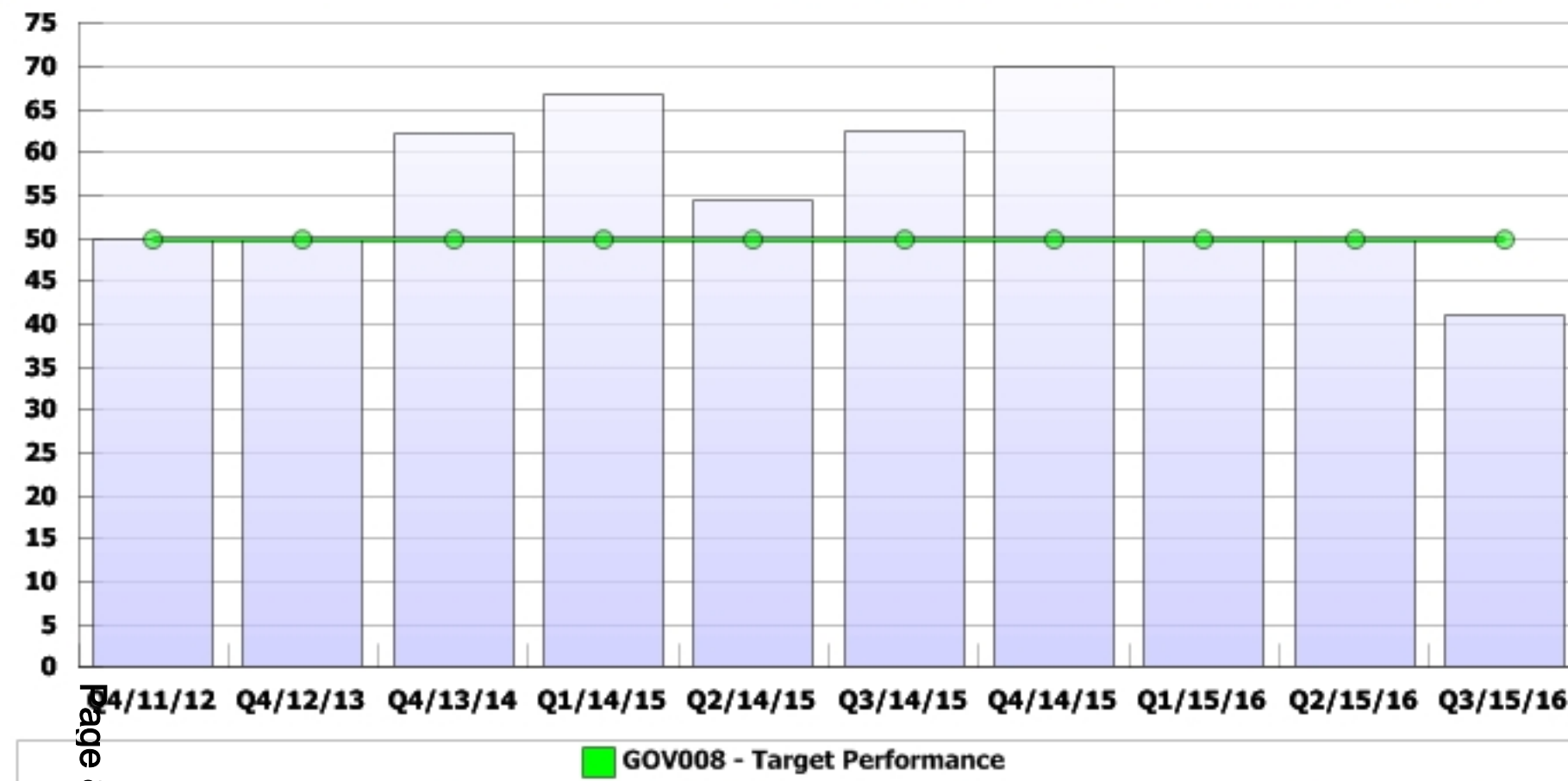
(Q3 2015/16) Governance Select Committee at their December 2015 meeting looked at some of these decisions to see what are the influencing factors in how these appeals have been lost and to improve appeal performance in the future.

**GOV008 What percentage of planning applications refused by Council Members against the planning officer's recommendations were granted permission to appeal?**

**Additional Information:** This indicator is expressed as a percentage of the no. of appeals determined and seeks to assess the levels of applications that may be refused in order to meet development control performance targets. It measures the performance of only Officer Recommendations for refusal of planning permission

For enquiries regarding this indicator contact the Performance Improvement Unit by email on performance@eppingforestdc.gov.uk or by telephone on 01992 564042.

**Current and previous quarters performance**



Quarter	Target	Actual	Status
Q3/15/16	50.0%	41.2%	✓
Q2/15/16	50.0%	50.0%	✓
Q1/15/16	50.0%	50.0%	✓
Q4/14/15	50.0%	70.0%	✗
Q3/14/15	50.0%	62.5%	✗

Annual Target: 2015/16 - 50.0%  
 Target: 2014/15 - 50.0%  
 Indicator of good performance: A lower percentage is good  
 ↓ is the direction of improvement

Is it likely that the target will be met at the end of the year?  
 Yes

**Comment on current performance (including context):**

(Q3 2015-16) 17 cases so far have been appealed where Members refused permission against officer recommendation. In 10 of those cases the Inspector supported the Member view and dismissed the appeals. In 7 cases the appeals were allowed. This is an improving performance and justifies contentious applications having a member decision.

**Corrective action proposed (if required):**